

Quarterly Performance Review

u ethical Australian Equities Trust - Wholesale

APIR UGF2230AU

September 2024

A diversified portfolio of ethically screened Australian shares designed to provide income and long-term capital growth.

Benefits and risks

- Twice-yearly distributions of fund net income
- Exposure to an actively managed portfolio
- Suggested minimum investment horizon - 7 to 10 years
- High-risk profile

Investment objective

The U Ethical Australian Equities Trust - Wholesale has been developed for the long-term investor, and aims to outperform benchmark after fees over rolling 5-year periods. It invests primarily in Australian shares and listed property trusts, as well as up to 10 per cent in fixed interest and cash. It is available to not-for-profit, corporate and institutional investors.

Performance

	3 months	6 months	1 year	5 years	10 years	20 years	Since inception
	%	%	% p.a.	% p.a.	% p.a.	% p.a.	% p.a.
U Ethical Australian Equities Trust - Wholesale†	9.56	7.28	27.21	10.16	10.64	9.46	10.79
Benchmark	7.81	6.52	21.69	8.30	8.92	8.58	9.99
Relative performance	1.75	0.76	5.52	1.87	1.72	0.89	0.81

Past performance is not indicative of future performance. †Based on exit price with distributions reinvested and are net of all fees

Issued by Uniting Ethical Investors Limited ABN 46 102 469 821 AFSL 294147

¹ From inception to 31 October 2019, performance is that of the U Ethical Australian Equities Portfolio (the Portfolio) which includes franking credits. On 1 November 2019, the Portfolio was transferred into a unit trust, the U Ethical Australian Equities Trust, and performance excludes franking credits. The benchmark throughout is the S&P/ASX 300 Accumulation Index.

²The buy/sell spread is set at 0.25 per cent per unit and is rounded to the nearest cent.

Fund information



Assigned as of 31/08/2024
Analyst-Driven 0%
Data Coverage 91%



Out of 515 Australia & New Zealand Equity Funds as of 31/08/2024. Based on 100 percent of eligible corporate AUM and 0 percent of eligible sovereign AUM. Data is based on long positions only.



Portfolio Manager	Cam Hardie
Chief investment officer	Jon Fernie
Inception date	1 January 1986 ¹
Total fund size (\$M)	\$799.576
Benchmark	S&P/ASX 300 Accumulation Index
Buy/sell spread	0.25%/0.25% ²
Management costs	Estimated up to 0.80% p.a. See Information Memorandum
Holdings range	Typically hold 20-40
Number of holdings	30

u ethical Australian Equities Trust - Wholesale

Market Commentary

Global equity markets continued to rally in the September quarter with inflation trending lower and more central banks starting easing cycles to engineer a 'soft landing'.

US inflation declined to 2.5% in August and recent economic data has been mixed. This led the Federal Reserve to reduce interest rates by 50 basis points at their September meeting ahead of the upcoming US election. The European Central Bank has also cut interest rates several times since June as growth remains challenging in the region.

In Australia, the Reserve Bank of Australia has maintained interest rates at 4.35% since November and trimmed mean inflation in August remained above target levels at 3.4% annualised. We expect that domestic monetary policy will remain on hold for 2024 as the labour market has remained relatively robust.

China continues to deal with a troubled property sector and subdued consumer activity, although recent stimulus measures have provided more reason for optimism. Rising tensions in the middle east remain a risk for markets including potential inflation impacts from supply chain disruption and higher energy prices.

Corporate earnings results have remained solid in Australia and overseas. However, outlook statements were more cautious and earnings expectations have been revised lower. We also note increased concentration in a US market dominated by a handful of large information technology stocks. We continue to see equity market valuations as stretched given relatively optimistic earnings growth forecasts, although acknowledge central bank easing will be positive for sentiment.

Portfolio Commentary

The Trust delivered a total return of 9.6% in the September quarter, outperforming the market by 1.8% due to good stock selection, with sector allocation broadly neutral.

Australian equities market valuations continue to look expensive, however the two major macro events in the quarter – the US Federal Reserve cut rates by 50 bps and announcement of China stimulus measures – drove the market higher regardless. These events saw more defensive sectors underperform and resource stocks outperform given the resulting expectations of global growth re-acceleration.

During the quarter we added HMC Capital to the portfolio as the company has a good track record of delivering earnings growth, and we see potential for strong earnings to continue if it delivers on its growth ambitions. We exited our position in Ramsay Health Care as patient admissions growth is moderating, and the European business continues to weigh on earnings.

We continued to build positions in recent additions Seek Limited and Cleanaway, and also added to Fortescue and Sandfire Resources. We reduced our holdings in ANZ and Westpac and also increased the underweight position in Commonwealth Bank as we consider the bank valuations to be stretched.

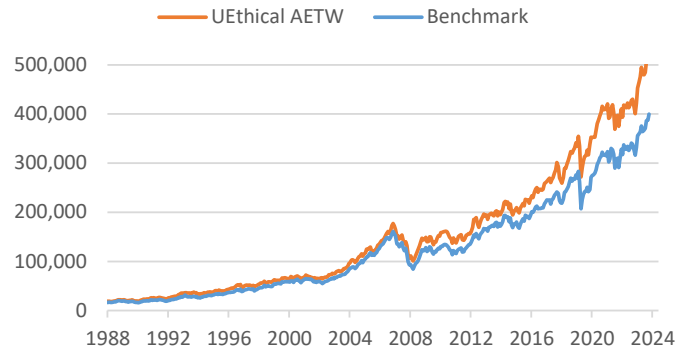
Uethical Australian Equities Trust - Wholesale

Top 10 holdings

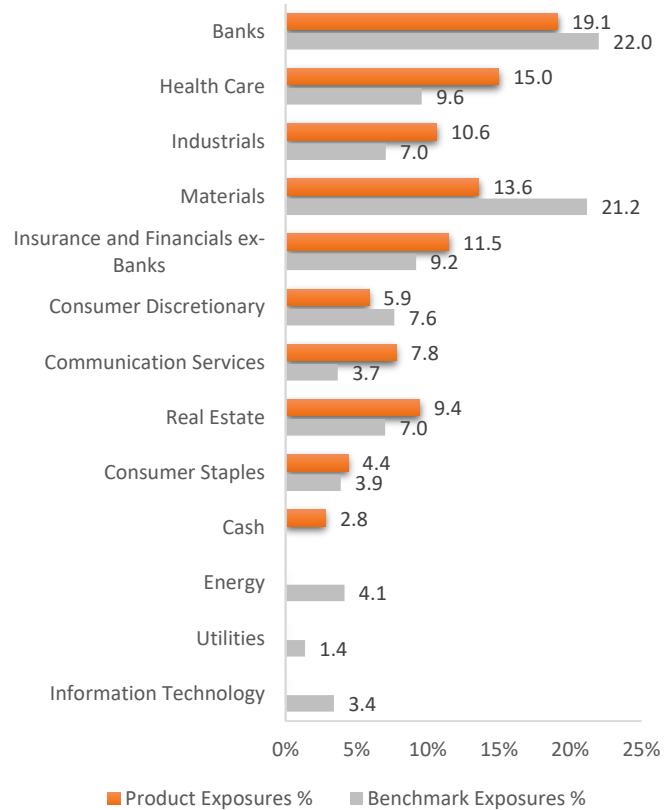
	Weight %
CSL Limited	8.5
Goodman Group	6.0
Telstra Corporation	6.0
Fortsecue Metal Group	5.9
Commonwealth Bank Of Australia	5.8
National Australia Bank	5.4
Macquaire Group	5.2
Brambles	5.1
Westpac Banking Corporation	4.3
Resmed Inc.	4.2
Total	56.6

Weight %

Growth of \$10,000 invested†



Sector exposure



u ethical Australian Equities Trust - Wholesale

Ethical view

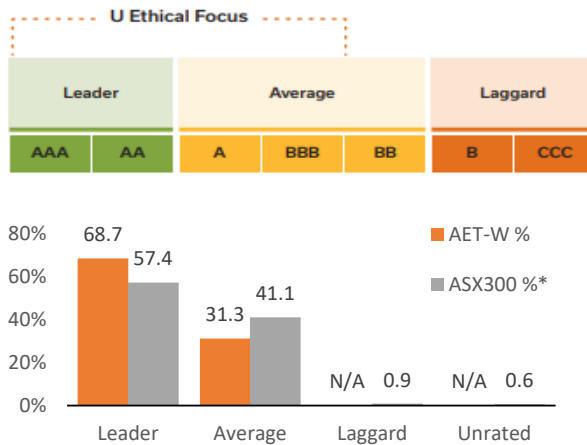
Environmental, Social, and Governance (ESG) refers to the central factors in measuring and tracking the sustainable and societal impact of an investment. These factors include climate risk management and preparedness, human rights considerations, and modern slavery risk.

U Ethical pursues a values-based, risk-adjusted and, where possible for equities, SDG-aligned approach to investing. Our investment process seeks to ensure that our portfolio holdings are aligned with our clients' financial and ethical expectations.

U Ethical's investment process integrates ESG considerations with the aim of minimising investment risk and identifying investment opportunities. Informed by our ethical investment philosophy, we seek out companies producing goods or providing services that appropriately manage their impact on society and the environment according to industry best practice, industry standards and/or voluntary frameworks.

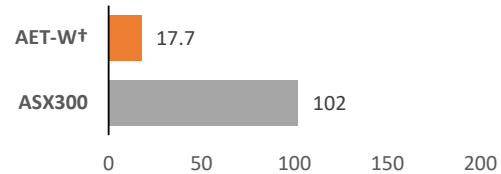
ESG ratings

ESG Ratings are designed to measure a company's resilience to long-term, industry material environmental, social and governance (ESG) risks. This helps identify industry leaders and laggards according to their exposure to ESG risks and how well they manage those risks relative to peers.



Carbon footprint

Absolute emissions Scope 1&2. Tonnes CO2 equivalents per \$ million invested.



Carbon Metrics as of 31/08/2024. Based on 100% percent of eligible portfolio covered. Data is based on long positions only.

Engagement Update

U Ethical communicates with portfolio companies for a number of reasons, including to gain greater insight on ESG-related issues, communicate our preferences for best practice management of ESG risks and opportunities, and seek commitments for enhanced performance on ESG matters. U Ethical believes that stewardship and engagement is part of our responsibility as ethical investors.

U Ethical continues to lead a collaborative engagement with other investors on financed and facilitated emissions for the Australian banking sector covering Australia and New Zealand Bank, Macquarie Group, Westpac Banking Corporation and Commonwealth Bank of Australia.

U Ethical is lead investor on this engagement with Macquarie Group. In a meeting held early July, U Ethical and support investors spoke with MQG regarding lending client transition plans and links to future finance, disclosure of financing of fossil fuel projects and companies and how MQG activities align with meeting the goal of limiting climate change to 1.5° C. Further planning for a second round of meetings is underway with other engagement participants.

U Ethical engaged in conversations with portfolio companies regarding meeting the target of 40% women in board positions, gaining insights into board recruitment strategies and progress towards meeting that target. Currently, 70% of AET portfolio companies have at least 40% board-level gender diversity.

† This is based on a combination of company reported and MSCI estimated carbon data. Certain information ©2021 MSCI ESG Research LLC. Reproduced by permission. * Constituent-level scores might be affected by MSCI ESG Research's ESG Rating model enhancements introduced on the 10th of November 2020.

u ethical Australian Equities Trust - Wholesale

About U Ethical and your team

U Ethical is an investment manager with a difference. We believe in creating a better world by investing with purpose—today and into the future.

With the creation of our first funds in 1985, we have become one of the largest ethical investment managers in Australia with over \$1 billion in funds under management. We are also one of the few investment businesses in Australia to have been certified as a B Corporation. As a not-for-profit social enterprise, we grant the majority of our operating surplus to community programs.



U Ethical

Level 6

130 Lonsdale Street
Melbourne VIC 3000

Email info@uethical.com

Freecall 1800 996 888



U Ethical is recognised as a Responsible Investment Leader 2023 by the Responsible Investment Association Australasia (RIAA). We are placed in the top 20% of organisations assessed, demonstrating leading practice in our commitment to responsible investing; our explicit consideration of environmental, social and governance factors in investment decision making; our strong and collaborative stewardship; and our transparency in reporting activity, including the societal and environmental outcomes being achieved

This document dated September 2024 is issued by Uniting Ethical Investors Limited for the U Ethical Australian Equities Trust - Wholesale. All data within this document is published as at 30 September 2024. U Ethical (a registered business name of Uniting Ethical Investors Limited ABN 46 102 469 821 AFSL 294147) is the Manager and Administrator of the Trust. The information provided is general information only. It does not constitute financial, tax or legal advice or an offer or solicitation to subscribe to units in any fund of which U Ethical is the Manager, Administrator, Issuer, Trustee or Responsible Entity. This information has been prepared without taking account of your objectives, financial situation or needs. Before acting on the information or deciding whether to acquire or hold a product. This information has been prepared without taking account of your objectives, financial situation or needs or consult a professional adviser, you should also consider the Information Memorandum (IM) which can be found on our website www.uethical.com or by calling us on 1800 996 888. U Ethical may receive management costs from the Trust, see the IM. U Ethical, its affiliates, and associates accept no liability for any inaccurate, incomplete or omitted information of any kind or any losses caused by using this information. All investments carry risks. There can be no assurance that any U Ethical fund will achieve its targeted rate of return and no guarantee against loss resulting from an investment in any U Ethical fund. Past U Ethical Fund performance is not indicative of future performance.

The Morningstar Medalist Rating™ for Fund U Ethical Australian Equities Trust - Wholesale Strategy is 'Silver' as of 31/08/2024. Sustainability Rating as of 31/08/2024. Corporate and Sovereign Sustainability Score and Investment Style as of 31/08/2024. Morningstar's Sustainability Score incorporates Sustainalytics' company and country-level analysis.

© 2023 Morningstar, Inc. All rights reserved. Neither Morningstar, its affiliates, nor the content providers guarantee the data or content contained herein to be accurate, complete or timely nor will they have any liability for its use or distribution. This report or data has been prepared for clients of Morningstar Australasia Pty Ltd (ABN: 95 090 665 544, AFSL: 240892) and/or New Zealand wholesale clients of Morningstar Research Ltd, subsidiaries of Morningstar, Inc. Any general advice has been provided without reference to your financial objectives, situation or needs. For more information refer to our Financial Services Guide at www.morningstar.com.au/s/fsg.pdf. You should consider the advice in light of these matters and if applicable, the relevant Product Disclosure Statement before making any decision to invest. Morningstar's publications, ratings and products should be viewed as an additional investment resource, not as your sole source of information. Morningstar's full research reports are the source of any Morningstar Ratings and are available from Morningstar or your adviser. Past performance does not necessarily indicate a financial product's future performance. To obtain advice tailored to your situation, contact a financial adviser.